


## Tip sheet: *Workday on your Mobile Device*

### For Apple Devices:

From your Apple device, go to the App Store and search for Workday.

Download this free app:



**Note:** *iPhone and iPad app requires iOS11 or later.*

### For Android Devices:

From your Android device, go to Google Play and search for Workday.

Download this free app:



**Note:** *For Devices running Android 5.0 or higher, there will be no change*

### Launching Workday on Your Device:

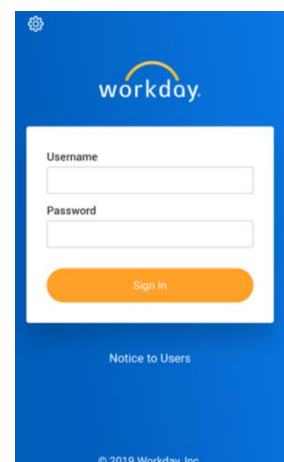
Once you have launched the app, click on **Let's get started** and type in "**Hexcel**" and click the right arrow or press **Go**.

What company do you work for?

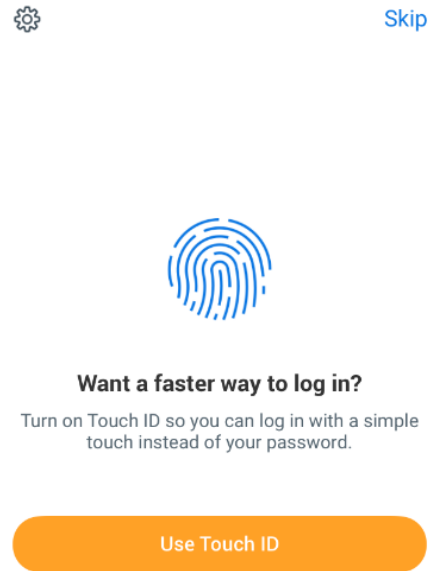
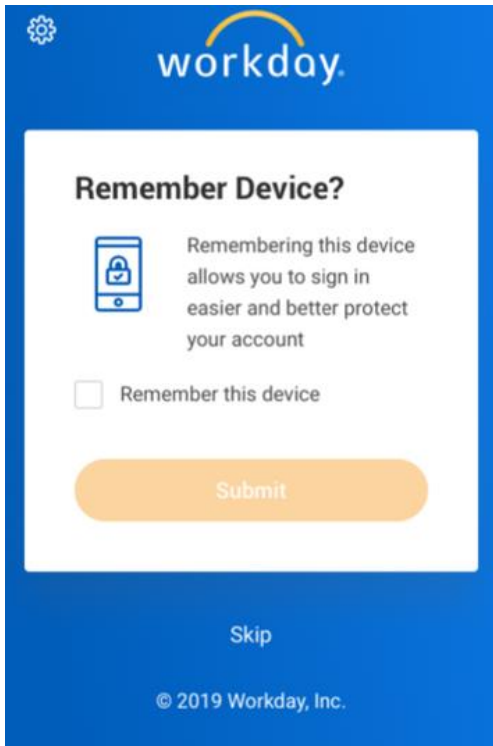
Don't know your company ID?



For username, enter your **employee identification number** and **Workday password**, and then click the blue **Sign In** button.



Depending on your device, you have the additional security options, Remember Device, Touch ID or Face ID.



**Note:** *These settings can be changed at any time by visiting "My Account"*

